

Council of State Governments

Midwest Legislative Annual Conference

7/21/24

Joel Potts, DCY Government and External Affairs
Officer



MIKE DEWINE
GOVERNOR OF OHIO







- On average 194 child abuse or neglect reports are screened in each day in Ohio (or about one every seven minutes).
- Between the time you leave for work and get home in the evening, a child under the age of one will have died in Ohio. (On average, a child under the age one dies approximately every 9.6 hours.)
- 13% of Ohio children under age 6 live in families in which someone quit, changed or refused a job because of problems with child care.
- Nearly 1 out of every 5 Ohio children is experiencing poverty (<100% FPL - \$30,000/year for a family of 4).



**Department of
Children & Youth**

DO WHAT'S RIGHT FOR KIDS.

Dcy Overview – Who, What, & Why

WHY?



*“I have a vision for Ohio to be the **best place in the nation** to have a baby and raise a family. With Bold Beginning: Healthy, Supported Families, Ohio will provide even more **options and supports** that can be tailored to each family’s needs, while providing assistance to **mothers most at-risk for poor outcomes**, to help them as they begin or add to their family.”*

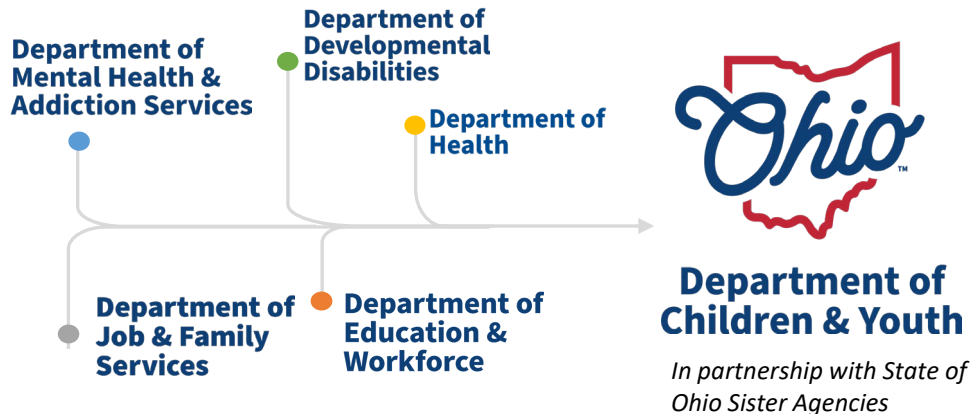
- Ohio Governor Mike DeWine



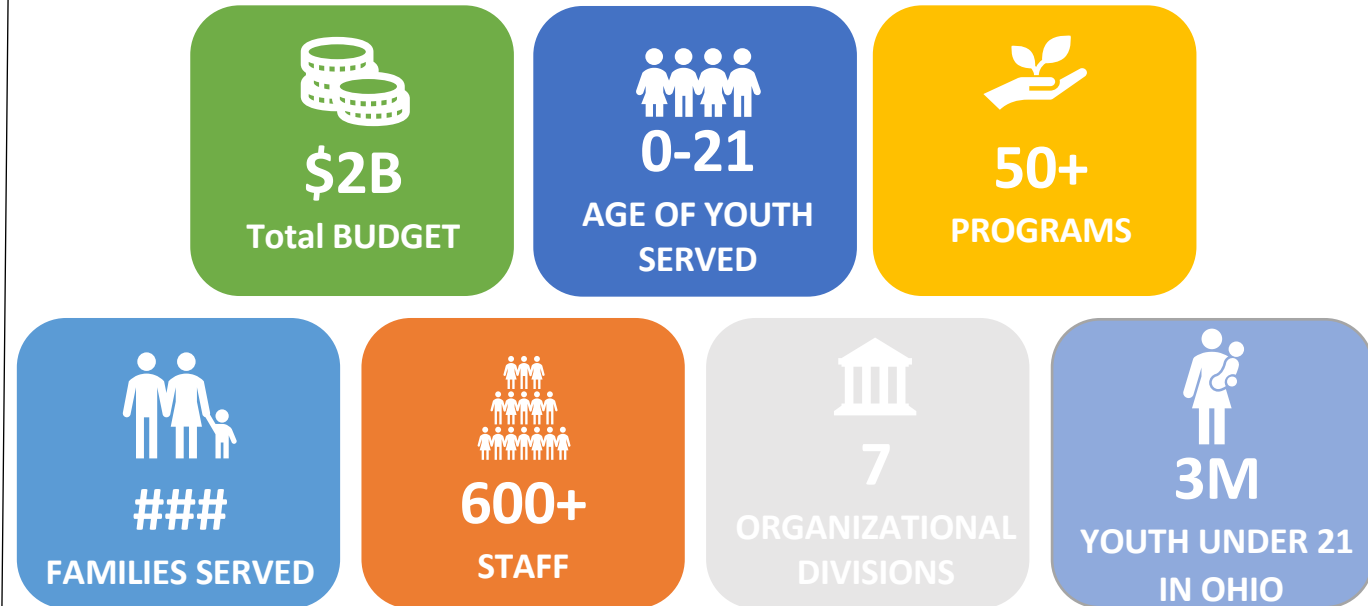
DCY was created to **reduce duplicative programs** from across state government, **increase administrative efficiency**, and **improve the delivery of services to families** depending on these essential state programs.

WHO?

Team Members from 5 Agencies have joined to create DCY, while maintaining strong partnerships with additional sister agencies.



WHAT?



Ohio DCY VISION, MISSION and Goals



“ Each Ohioan is able to live up to their full potential and have the opportunity to live their version of the American dream ”


“ Promote positive, lifelong outcomes for all Ohio youth ”



Building Blocks for the new agency

It is important that we take time to understand the building blocks of DCY as the foundation of our work

Central Intake and Referral Infrastructure



Licensing Alignment



Early Childhood Education Expansion



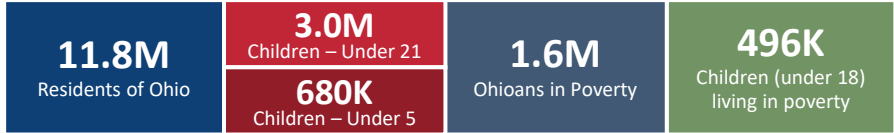
Step Up To Quality Early Access



Home Visiting Expansion



OHIO AT A GLANCE

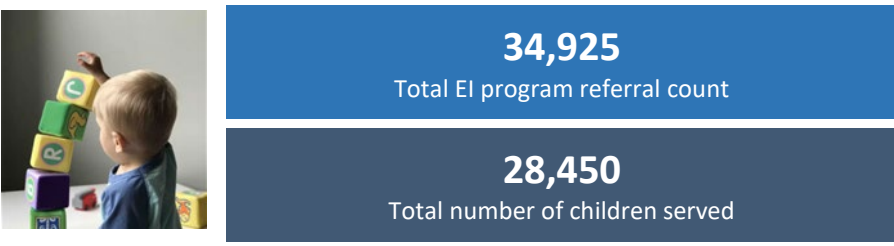


**Data from 2020 Census and Ohio Poverty Report (2020)*

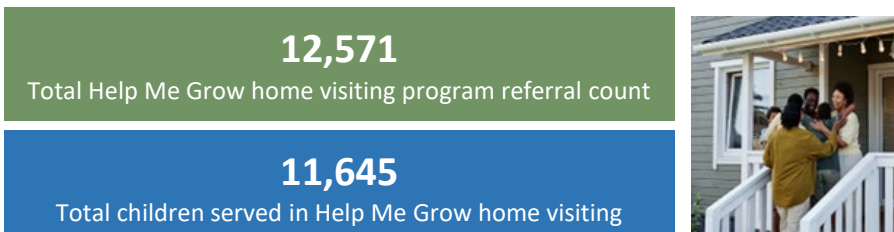
CHILDREN SERVICES



EARLY INTERVENTION



HOME VISITING



CHILDREN'S TRUST FUND



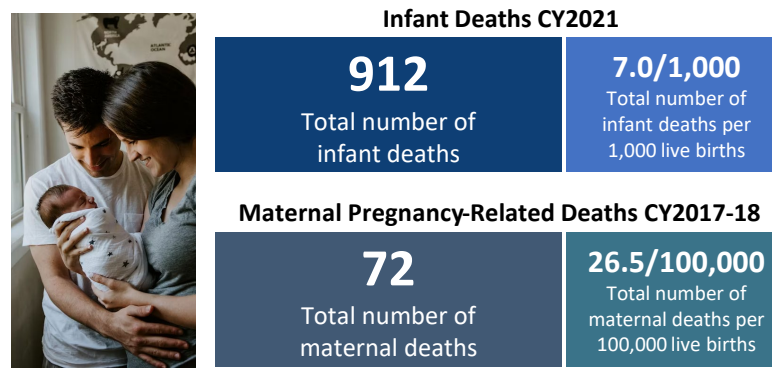
COMMISSION ON FATHERHOOD



FAMILY & CHILDREN FIRST COUNCIL



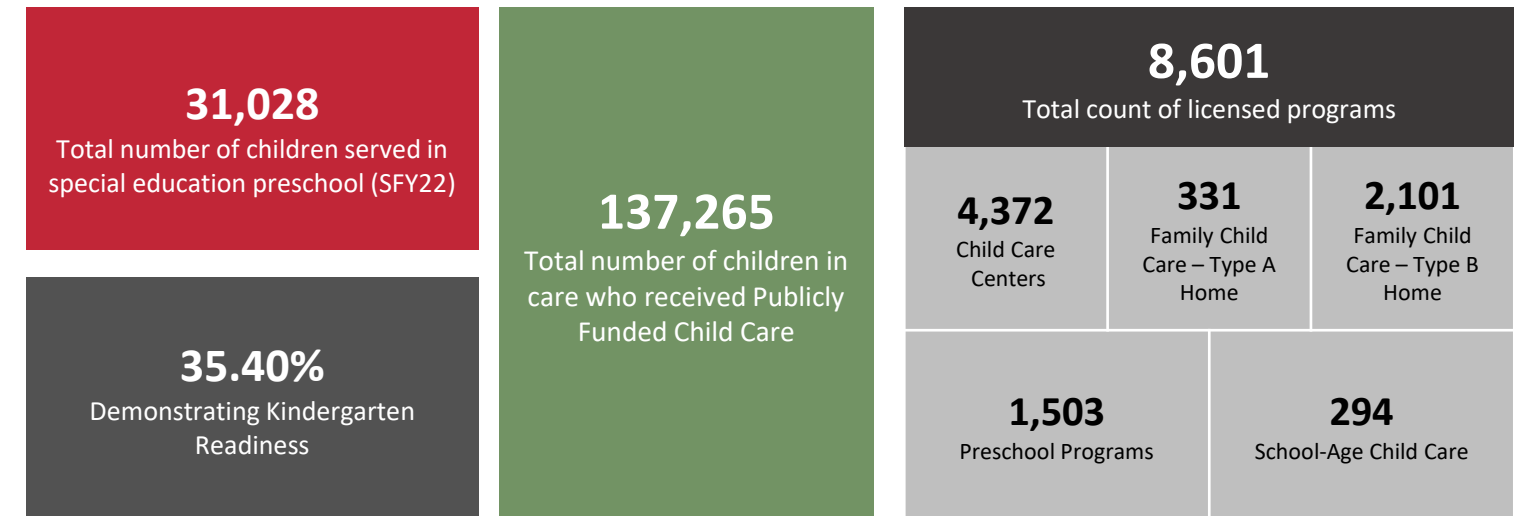
INFANT & MATERNAL MORTALITY



DOLLY PARTON'S IMAGINATION LIBRARY OF OHIO



CHILD CARE & EDUCATION



Vision: Each Ohioan is able to live up to their full potential and have the opportunity to live their version of the American dream.

Mission: Promote positive, lifelong outcomes for all Ohio youth.

THE WORK OF DCY **OUTCOME AREAS** **SHORT-TERM GOALS** **LONG-TERM GOALS**

Creates a culture that prioritizes

- Transparency & Accountability
- Supporting Local Structure
- Data-driven Decisions
- Family & Youth Voice
- Equity

And focuses efforts along the continuum of care

- Awareness
- Identification
- Prevention
- Intervention
- Wellness
- Support

Providing support and programming across a variety of program areas

- Maternal & Infant Wellness
- Early Care & Education
- Early Childhood Development
- Children Services, Foster, Kinship, & Adoption
- Family Support & Stabilization
- Young Adult Supports

Supporting Areas

- Infant Wellness:** Reduce infant mortality
- Early Childhood Development:** Increase access to and usage of early intervention and medical supports
- Early Care & Education:** Decrease staff turnover and increase child enrollment
- Maternal Health:** Decrease maternal mortality and improve prenatal health
- Family Stability:** Support family resiliency and access to healthy, nutritious food
- Safe & Healthy Homes:** Support safe, stable homes for children to grow up in
- Parent Awareness:** Increase awareness of services and child development milestones
- Screening & Referral:** Increase ASQ* Screening and referral to appropriate services
- Education:** Improve youth educational outcomes and graduation rates
- Adolescent Health:** Reduce prevalence of behavioral, mental, & physical health risks

- Increase the number of families served by Home Visiting by 10% (1,165 more children)
- 10% increase in serving mothers and infants (additional 1,400 moms and babies) through neighborhood navigation, Baby and Me Tobacco Free and Safe Sleep
- Reduce turnover by 5% for Administrators, Lead Teachers and Assistant Teachers
- 53% of infants and toddlers receiving Early Intervention (EI) services will increase social / emotional development
- 55% of infants and toddlers receiving EI services will exit EI within age expectation in the social and emotional domain
- Increase Early Childhood Mental Health (ECMH) direct service consultation by 25% (85 to 109 consultants)
- Decrease the number of children in congregate care settings by 10% (200 children)
- Increase the number of licensed foster parents by 5% (with focus on high acuity children (approximately 350 children)
- Increase access to nontraditional care and care for children with special needs by 10% (2,000 children)
- Increase Publicly-Funded Child Care (PFCC) access for infants and toddlers by 10% (2,000 children)
- Increase the number of children in 2024/2025 school year demonstrating on the Kindergarten Readiness Assessment (KRA) by 7% (7,800 children)

SUPPORT CHILDREN & YOUTH: Help more children thrive in safe, healthy environments to reach their first birthday and beyond

EMPOWER FAMILIES: Empower families with needed resources and supports before, during and after a need

UPLIFT COMMUNITIES: Invest in community resources to enable support along the continuum of ages, stages, and services to help children and youth succeed

*ASQ = Ages and Stages Questionnaire

Long term goal #1: SUPPORT CHILDREN & YOUTH

Help more children thrive in safe, healthy environments to reach their first birthday and beyond

OUTCOME AREAS

Infant Wellness:

Reduce infant mortality

Early Childhood Development:

Increase access to and usage of early intervention and medical supports

Early Care & Education:

Decrease staff turnover and increase child enrollment

Maternal Health:

Decrease maternal mortality and improve prenatal health

SHORT-TERM GOALS



Increase the number of families served by Home Visiting by 10% (1,165 more children)



10% increase in serving mothers and infants (additional 1,400 moms and babies) through neighborhood navigation, Baby and Me Tobacco Free and Safe Sleep



Reduce turnover by 5% for Administrators, Lead Teachers and Assistant Teachers



53% of infants and toddlers receiving Early Intervention (EI) services will increase social / emotional development



55% of infants and toddlers receiving EI services will exit EI within age expectation in the social and emotional domain

Long term goal #2: EMPOWER FAMILIES

Empower families with needed resources and supports before, during and after a need

OUTCOME AREAS

Family Stability:

Support family resiliency and access to healthy, nutritious food

Safe & Healthy Homes

Support safe, stable homes for children to grow up in

Parent Awareness:

Increase awareness of services and child development milestones

SHORT-TERM GOALS



Increase Early Childhood Mental Health (ECMH) direct service consultation by 25% (85 to 109 consultants)



Decrease the number of children in congregate care settings by 10% (200 children)



Increase the number of licensed foster parents by 5% (with focus on high acuity children (approximately 350 children))

Long term goal #3: UPLIFT COMMUNITIES

Invest in community resources to enable support along the continuum of ages, stages, and services to help children and youth succeed

OUTCOME AREAS

Screening & Referral:

Increase ASQ* Screening and referral to appropriate services

Education:

Improve youth educational outcomes and graduation rates

Adolescent Health:

Reduce prevalence of behavioral, mental, & physical health risks

**ASQ = Ages and Stages Questionnaire*

SHORT-TERM GOALS



Increase access to nontraditional care and care for children with special needs by 10% (2,000 children)



Increase Publicly-Funded Child Care (PFCC) access for infants and toddlers by 10% (2,000 children)



Increase the number of children in 2024/2025 school year demonstrating on the Kindergarten Readiness Assessment (KRA) by 7% (7,800 children)

COST OF CARE

2022 - Cost of Center-based Child Care per Year



\$11,438 for an Infant



\$10,444 for a Toddler



\$8,580 for a Preschooler

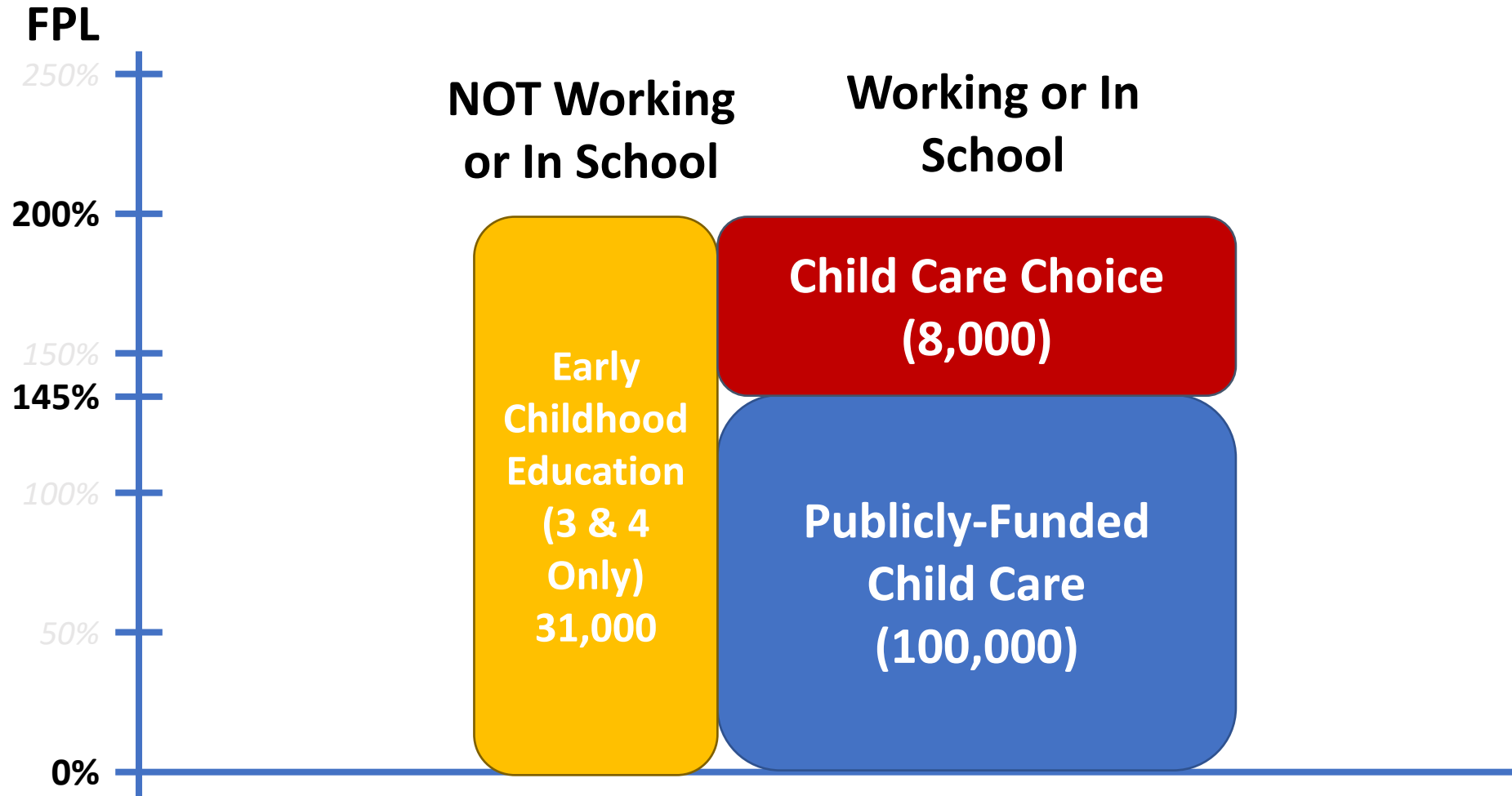
A Mom with two children in child care spends the first **\$9.62/hour** on child care alone.

2023 Average

\$22,600; this comprises 32% of the annual income for a median Ohio family.

Family with two children spends the first **\$10.86/hour** on child care alone.

Early Care & Education



Step up to quality Goals and CHANGES



1. IMPROVE CHILD OUTCOMES

To improve child outcomes, the following is expected of all Programs:

- Implement **curriculum** & corresponding **assessments** aligned with the Science of Reading.
- Use a **screening tool** to assist with children falling behind.
- Provide **community resources** & referrals, when needed (i.e., food pantry, housing, etc.)

While all teachers must complete **10 hours of professional development** annually focused on trauma, age-appropriate milestones, classroom mgmt.



2. REDUCE ADMIN BURDEN

To simplify the program and reduce administrative burden, the following changes were made:

- Moving from 5 to 3 levels
- Eliminating the following paperwork requirements:
 - Wage Structure
 - Professional Development plans
 - Activity Plans
 - Written Transition Plans




3. INCREASE PARENTAL ACCESS

By increasing payment rates between **10% and 20%** depending on county and Step Up To Quality Rating, we:

- Expect to put an **additional \$150M/year** into the child care industry serving low-income children and their families.
- Are assisting providers with sustaining the increased wages achieved from the one-time federal American Rescue Plan Act funding (average - \$14.80/hour).

Ohio landscape



14,500+

Children in Custody

There are more than 14,500 children in custody across the state



16,800+

Prevalence of Abuse and Neglect

There are over 16,800 confirmed reports of abuse and neglect (equates to one every 31 minutes)



13.1 %

Anxiety and Depression in Children

13.1% (42% increase) of children ages 3 to 17 report or have been diagnosed with anxiety or depression



29%

Caseworker Experience

29% fewer caseworkers with at least one year experience

Children services background

LANDSCAPE

CHILDREN IN CUSTODY

Year	2019	2024
# of Children in Custody	15,712	14,665
# of Children in Residential Setting	1,796	1,810
# of Foster Parents	7,609	7,106

ACTION



Data Review (updated 11/7/23)

- 2,112 in Congregate Care
- 273 more than 2 years but less than 5



Telehealth – (\$1.9M) January 2024 launch (ECMH & Children Services)



Menu of Support (Residential & Foster Care Capacity Grants)



Child Match– (\$625,000)



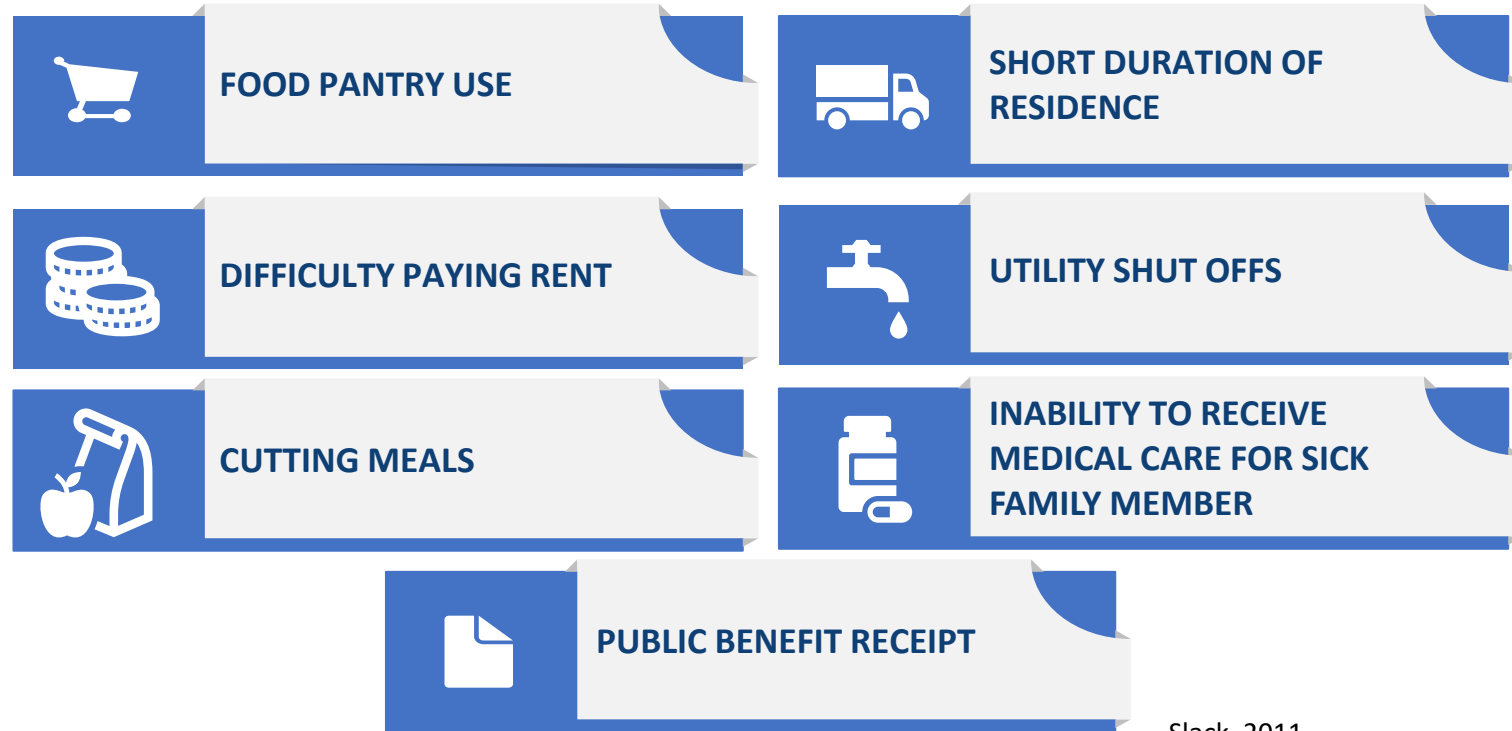
Northwest Pilot Program (\$2.6M)

Intersection of Family Economic Insecurity & Child Welfare Involvement

Most reliable economic predictors of child welfare involvement





Strongest predictors of investigated neglect reports



Conrad-Hiebner, 2020

Slack, 2011









MIKE DEWINE

GOVERNOR OF OHIO

CONNECT WITH DCY

 <https://childrenandyouth.ohio.gov/home>

 info@childrenandyouth.ohio.gov

 <https://www.facebook.com/ohdcy>

 <https://twitter.com/OhioDCY>

 <https://www.instagram.com/ohiodcy/>

 <https://www.youtube.com/@OhioDCY>

